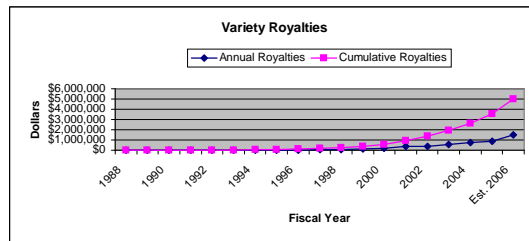
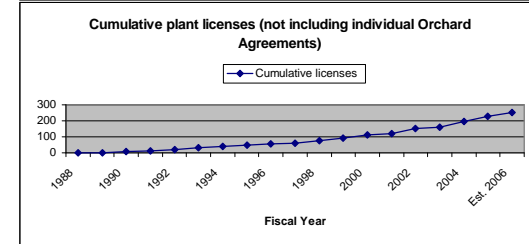
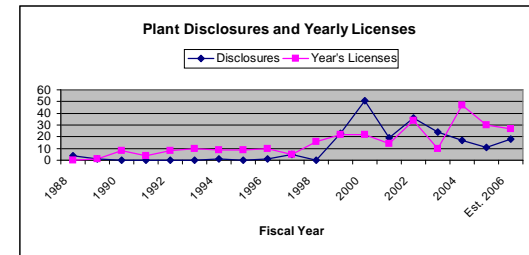
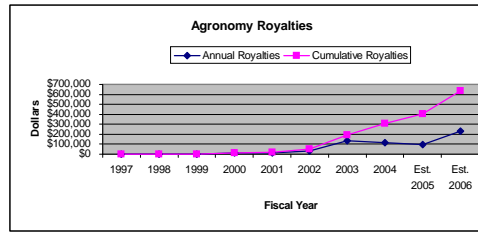
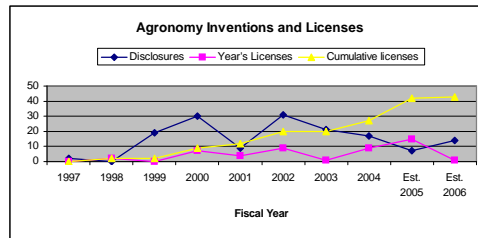
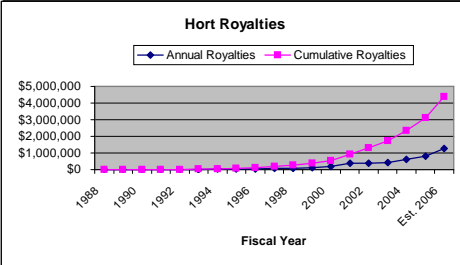
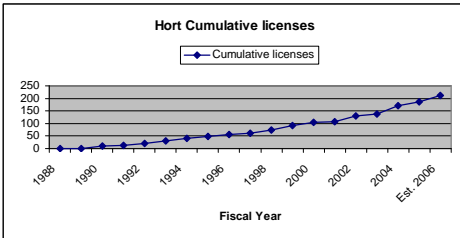
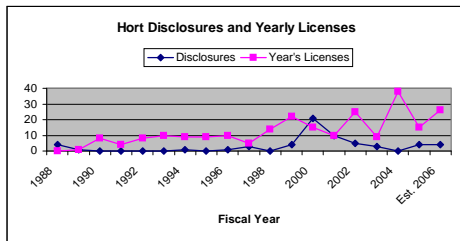


Horticulture						Agronomy						Combined					
Fiscal Year	Disclosures	Year's Licenses	Cumulative Licenses	Annual Royalties	Cumulative Royalties	Fiscal Year	Disclosures	Year's Licenses	Cumulative Licenses	Annual Royalties	Cumulative Royalties	Fiscal Year	Disclosures	Year's Licenses	Cumulative Licenses	Annual Royalties	Cumulative Royalties
1988	4	0	0	\$0	\$0	1988	0	0	0	\$0	\$0	1988	4	0	0	\$0	\$0
1989	1	1	1	\$0	\$0	1989	0	0	0	\$0	\$0	1989	1	1	1	\$0	\$0
1990	0	8	9	\$0	\$0	1990	0	0	0	\$0	\$0	1990	0	8	9	\$0	\$0
1991	0	4	13	\$0	\$0	1991	0	0	0	\$0	\$0	1991	0	4	13	\$0	\$0
1992	0	8	21	\$8,577	\$8,577	1992	0	0	0	\$0	\$0	1992	0	8	21	\$8,577	\$8,577
1993	0	10	31	\$12,551	\$21,128	1993	0	0	0	\$0	\$0	1993	0	10	31	\$12,551	\$21,128
1994	1	9	40	\$20,727	\$41,855	1994	0	0	0	\$0	\$0	1994	1	9	40	\$20,727	\$41,855
1995	0	9	48	\$30,905	\$72,760	1995	0	0	0	\$0	\$0	1995	0	9	48	\$30,905	\$72,760
1996	1	10	56	\$30,440	\$103,200	1996	0	0	0	\$0	\$0	1996	1	10	56	\$30,440	\$103,200
1997	3	5	61	\$76,468	\$179,668	1997	2	0	0	\$0	\$0	1997	5	5	61	\$76,468	\$179,668
1998	0	14	73	\$75,146	\$254,814	1998	0	2	2	\$0	\$0	1998	0	16	75	\$75,146	\$254,814
1999	4	22	92	\$113,747	\$368,561	1999	19	0	2	\$0	\$0	1999	23	22	94	\$113,747	\$368,561
2000	21	15	104	\$176,524	\$545,085	2000	30	7	9	\$10,200	\$10,200	2000	51	22	113	\$186,724	\$555,285
2001	10	10	108	\$392,333	\$937,418	2001	9	4	12	\$12,000	\$22,200	2001	19	14	120	\$404,333	\$959,618
2002	5	25	131	\$366,513	\$1,303,930	2002	31	9	20	\$32,267	\$54,467	2002	36	34	151	\$398,779	\$1,358,397
2003	3	9	139	\$416,447	\$1,720,378	2003	21	1	20	\$137,627	\$192,093	2003	24	10	159	\$554,074	\$1,912,471
2004	0	38	170	\$615,078	\$2,335,456	2004	17	9	27	\$114,836	\$306,929	2004	17	47	197	\$729,914	\$2,642,385
Est. 2005	4	15	185	\$797,980	\$3,133,436	Est. 2005	7	15	42	\$96,500	\$403,429	Est. 2005	11	30	227	\$894,480	\$3,536,865
Est. 2006	4	26	211	\$1,256,980	\$4,390,416	Est. 2006	14	1	43	\$230,950	\$634,379	Est. 2006	18	27	254	\$1,487,930	\$5,024,795



NOTE: 2005 & 2006 numbers are estimated